

NEPTUN step by step

Dear Student,

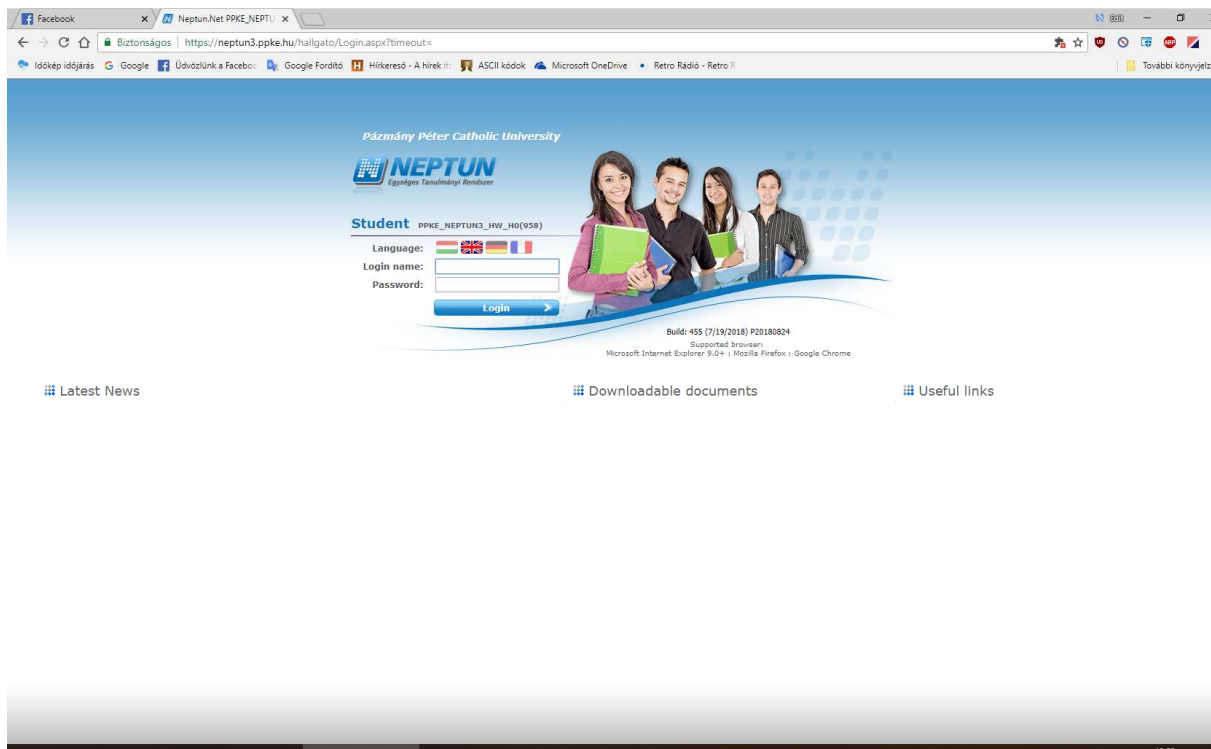
Our University uses an online study system (NEPTUN), which contains every piece of information about your studies (courses, descriptions, timetables, grades etc.).

Below you can find a little summary of how you can use this system.

1. You can login to this system here:

<https://neptun.ppke.hu>

Click on „Belépés Hallgatóinknak”, and there you can choose English, German and French besides Hungarian.

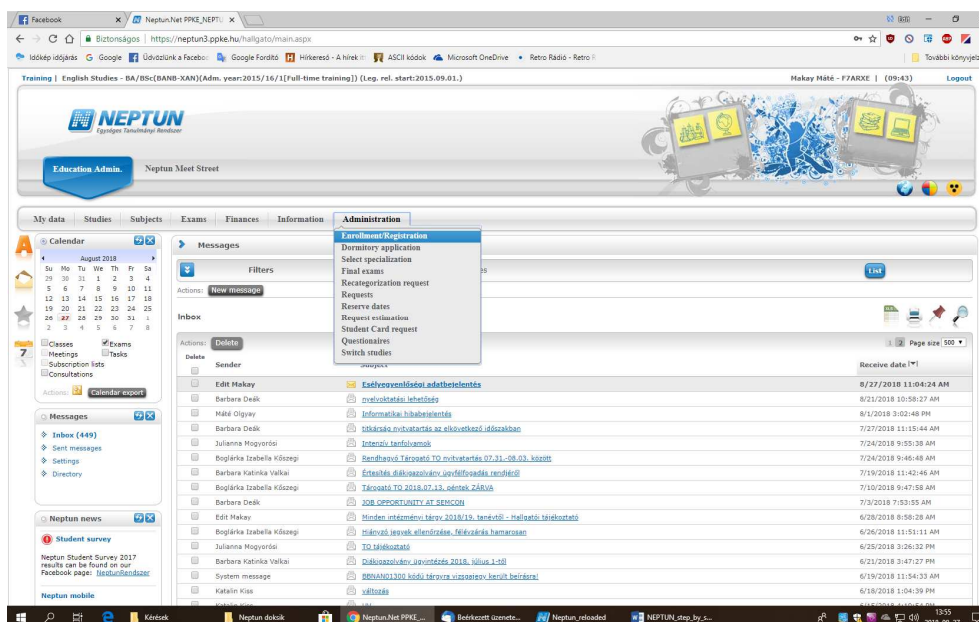


The “Identifier” is your NEPTUN code, which you have got via e-mail.

The “Password” is **Ne** and your date of birth in **yyyy/mm/dd** format (for example: Ne19911201 – without dots).

Upon your first login to the system you should immediately change your password!

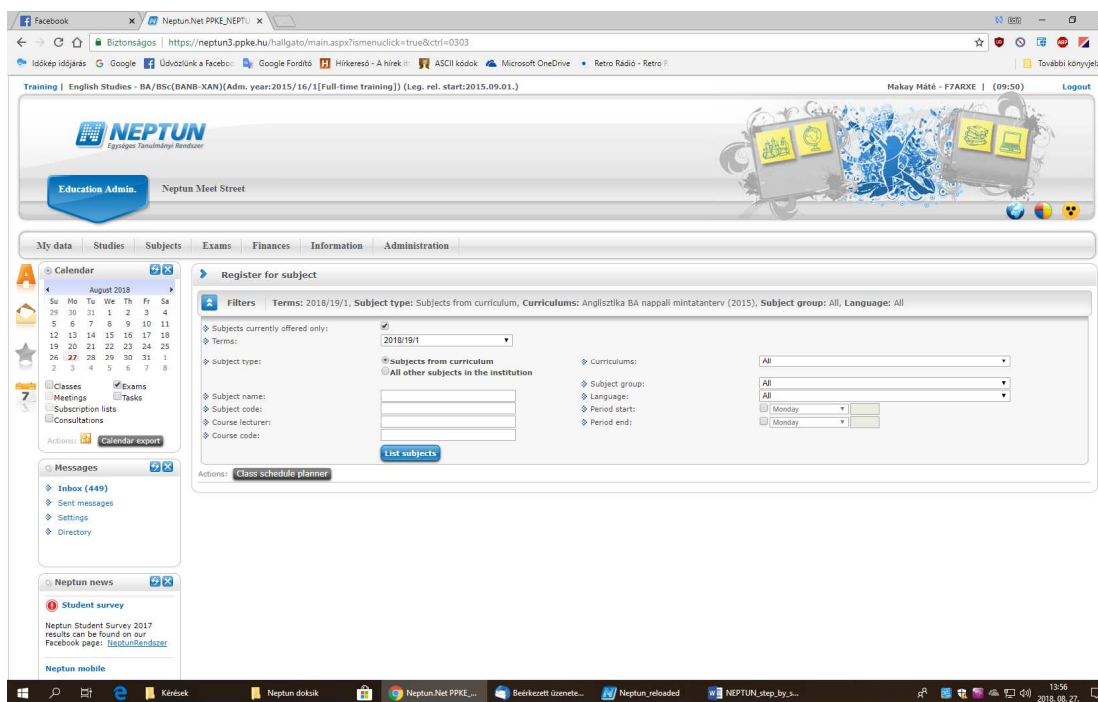
2. In order to become a “full status PPCU student”, you have to click on “Administration”, then “Enrollment/Registration”.



3. You will see a box, which you have to tick off, and then you become “a full status PPCU student”.

4. You have to register for all types of your courses (lecture, seminar, consultation) in the NEPTUN system, in order to get your grades and Transcript of Records by the end of the semester.

To apply for your courses, please, click on “Subjects”, then “Register for subjects”.



5. As you see below, you have to choose the actual “Terms” (2018/19/1) and then you can click on the “List subjects” button. Then you will see all those courses, which are available for you. To register a course, click on the “Register” button on the right side of the window.

The screenshot shows the Neptun web application interface. The main content area is titled "Register for subject". It features a "Filters" section with the following settings:

- Terms: 2018/19/1
- Subject type: Subjects from curriculum
- Curriculums: All
- Subject group: All
- Language: All
- Period start: Monday
- Period end: Monday

Below the filters, there is a "List subjects" button. The resulting list is titled "Subjects from curriculum 2018/19/1(All)". The table below shows the list of available subjects:

Subject name	Subject code	Subject group name	Number	Recommended term	Credit	Subject type	Notes	Fulfilled	Registered	Register for subject	Waiting list
General Introduction to the History of Philosophy	BBNSF00100	BANx-ÁLTKÖT 2015	1	2	Obligatory		✓		Register		
Műelemzés-analízis 1.	BBNSF85200		1	1	Optional				Register		
Classical singing	BBNSF83000		1	1	Optional				Register		
Fejlesztés az itáliai zenei történelemből	BBNSF85100		1	3	Optional				Register		
Electronic Music 1.	BBNSF85500		1	1	Optional				Register		
Talis and the English renaissance	BBNSF86000		1	1	Optional				Register		
Links between Church Music, School, Theatre, Popular Song and Culture	BBNSF83200		1	1	Optional				Register		
Organ playing	BBNSF83300		1	2	Optional				Register		
Orgonaszólamok 1. kurzus	BBNSF86300		1	3	Optional				Register		
Continuo 1.	BBNSF83800		1	1	Optional				Register		
Library Information technology	BBNMN10000	BANB-XAN-2013 Alapozó képzés	1	2	Obligatory		✓		Register		
Introduction to Sociology 1	BBNSZ90300	BANB-XAN-2013 Alapozó képzés	1	2	Obligatory		✓		Register		
Knowledge of the organ 1.	BBNSF83500		1	1	Optional				Register		
Introduction to Great Britain	BBNAN10300	BANB-XAN-2013 Alapozó történetanyagok	1	3	Obligatory		✓		Register		

Then you will see your selected courses on the list.

NOTE! After the registration period you cannot add, change or delete a course!